

# THE SCULPTURES

## DEAD WOOD/BOIS MORT

Carole Drake 1995

Places of burial and concealment are suggested by these five steel plates dug into the forest floor below a regiment of larches. Can you pick out faint traces of memories of woodlands devastated by wars. A place to contemplate the carnage of war.



## 2 THE HEART OF STONE

Tim Lees 1988


Lees used local stone to create a sculpture which echoes the shaft of the drift mine on which it nestles. The fish-like shape alludes to the geographic location of the forest, sited as it is between the two rivers of the Wye and the Severn.



## YAŞASIN

Pomona Zipser 2016

The title is from the Turkish word for Hooray! Visitors are invited to interact with the sculpture and as they move, observe the forest around them.



## 4 BLACK DOME

David Nash 1986

Originally a dome made by packing together 900 pieces of charred larch, inspired by old charcoal hearths, this work is returning to the forest floor. Some of the timber appears to have petrified, compressed by the many feet that have climbed over it.



## FIRE & WATER BOATS

David Nash 1986

These charred boats resemble life-size canoes hewn from a piece of wood by hand. Nestled next to an industrial waterway previously used to drain the mines, one wonders who brought them here, and where are they now?



## 6 IRON ROAD

Keir Smith 1986

Twenty carved jarrah wood railway sleepers remind us of the train line that used to run through the forest carrying coal and iron. Each sleeper illustrates an aspect of the forest, from smelting to writing, charcoal to hunting.



## SEARCHER

Sophie Ryder 1988

Look out for this life-size creature in the distance. Constructed from wire, it seems to have been startled by your arrival.



## 8 IN SITU

Erika Tan 2004

A strange landscape to encounter in this English woodland – bamboo grows, both real and simulated. Explore mounds and hollows that rise and fall. Hidden circles are traced in the earth, echoing the earthworks of the industrial past.



## GROVE OF SILENCE

Ian Hamilton Finlay 1986

Look up to see these tree plaques, in different languages, drawing attention to the silence in the forest. In their simplicity of form and statement, they help us pause for thought and become aware of our need to sometimes be still.



## 10 CONE & VESSEL

Peter Randall-Page 1988

Carved in stone and scaled up to a fantasy size, the patterns found on the fir cone and the acorn cup are brought to attention. Scientific patterns and cultural traces are revealed.



## Hill33

David Cotterrell 2010

As you walk towards this structure it reveals its scale gradually, as it is concealed by the trees that surround it. Built from an industrial engineering material and filled with local coal spoil, it evokes questions about landscape and power.



## 12 HOUSE

Miles Davies 1988

A tall house, as tall as the trees that surround it – reaching high above the forest floor – yet reminiscent of the mineshafts that probe deep down into the ground below. The forest as a home.



## RAW

Neville Gabie 2001


An entire oak tree, planted in the 1800's to provide timber for warships, and felled to reveal a glade in the woodland, exposing the floor to the sky. Using as much of the tree as possible.



## 14 COAL MEASURE GIANTS

Henry Castle 2016

300 million year old tree fossils sit along side two cast iron sculptures sited 300 metres apart representing the distance of the nearest coal seam below ground.



## ECHO

Annie Cattrell 2008

Cast from the face of the quarry in which it resides, Echo provides a snapshot in time, the fragile rocks captured in a moment and preserved in monochrome, drawing attention to surface detail and texture.



## 16 CATHEDRAL

Kevin Atherton 1986


As you walk along the avenue of trees approaching 'Cathedral' you are reminded of the aisle in a cathedral and the experience of awe that such gigantic architecture evokes. But instead of religious imagery, you see the life of the forest in brightly coloured glass.



## HANGING FIRE

Cornelia Parker 1986

Locally smelted iron ore has been formed into rings of flames high in the trees, impossibly lapping up the trees without charring. A poetic work that implies the crowning of the trees in this once royal forest.



# SCULPTURE trail MAP...

## ENJOY THE TRAIL IN SAFETY

- Please use sturdy footwear and clothing appropriate to the time of the year.
- Be aware that parts of the trail are shared with cyclists.
- This is a working forest, adhere to any safety information displayed.
- Please don't feed the feral wild boar or approach them.

# THE TRAIL

Follow the purple waymarker posts. Some artworks are off the trail so make sure you rejoin the main trail and keep an eye out for some of the more elusive sculptures.

## Sculpture Trail (sculptures 1–17) ●●●●

Approx 7km (4.5 miles), 2–3 hours

If you don't fancy walking the whole trail you can take one of two shortcuts signposted back to Beechenhurst Lodge:

## Easy access information

There will be some slopes to walk up or down making the trail unsuitable for most pushchairs and wheelchairs (even power assisted wheelchairs). You can avoid the initial steep slopes by following the path to the side of the coach parking area to join the main trail. Access to some sculptures (15, 16 and 17) is easier from the **Speech House Woodland car park**. Many of the sculptures are accessible to touch.

## Shortcut A (sculptures 1–6) ●●●●

Approx 3.5km (2.2 miles), 1–1½ hours

## Shortcut B (sculptures 1–12) ●●●●

4.8km (3 miles), 1½–2 hours

# THE SCULPTURES

- |                        |                        |
|------------------------|------------------------|
| 1 Dead Wood–Bois Mort  | 10 Cone & Vessel       |
| 2 The Heart of Stone   | 11 Hill33              |
| 3 Yaşasin              | 12 House               |
| 4 Black Dome           | 13 Raw                 |
| 5 Fire and Water Boats | 14 Coal Measure Giants |
| 6 Iron Road            | 15 Echo                |
| 7 Searcher             | 16 Cathedral           |
| 8 In Situ              | 17 Hanging Fire        |
| 9 Grove of Silence     |                        |

## Key

- |                      |                                   |
|----------------------|-----------------------------------|
| Cafe                 | Play area                         |
| Picnic area          | Gate                              |
| Slope                | Family Cycle Trail                |
| Steep slope          | Hickster's Way Loop (cycle trail) |
| Stone-surfaced track |                                   |
| Unsurfaced path      |                                   |

Trail start  
Beechenhurst  
Lodge



Speech  
House  
Hotel

0 100 200m

0 100 200m